

# Digital Counter

## MANUAL

**SESTOS™**  
Model: C1S

### ■ Features

- DIN(48X48mm) Digital counter
- Range 1 - 999900 with UP/DOWN mode, Max.5kcps
- MCU for digital control, High accuracy and reliability
- EEPROM store data for 10 years
- NPN and PNP input switchable
- 0.39" height LED, prevent dazzle, highly visible display
- Coded switch for set value easily
- Switching power supply and low consumption

※Thank you very much for selecting **SESTOS** products, Please read and understand this MANUAL before using this unit.

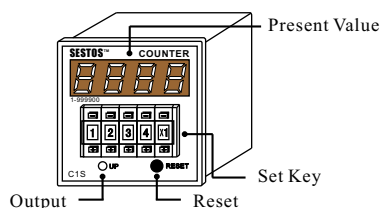
### ■ Safety Precautions

- ⚠ This product must be mounted on the panel, avoid electric shock.
- ⚠ When the power is turned on, is not connecting the terminal, avoid electric shock.
- Ensure the product within the specification.
- Never disassemble, repair or modify the product, if needed please contact agent or us
- Do not use the product in locations subject to gases, dust, vibration, corrosive direct sunlight, water and oil, strong EMI

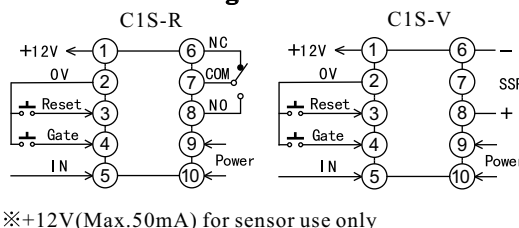
### ■ Specification

- Power and input: The power supply and input circuit are isolated.
- Voltage(Ordering): AC 100-240V  $\pm 10\%$  50/60Hz  $\leq 5VA$   
AC/DC 12-24V  $\pm 10\%$   $\leq 4VA$
- Character : 4 Digitals 0.39"(9.9mm)height 7-segment red LED
- Contact output(C1S-R): AC 250V 3A(Resistive load) NO/NC
- SSR(C1S-V): 12V
- Life expectancy: Mechanical: 10,000,000 operations min.  
Electrical: 100,000 operations min.
- Max.counting speed: 5kcps(Rate 1:1),  $\leq 100Hz$  set L,  $\geq 100Hz$ -5KHz set H(see T2)
- Data backup: 10 years,Data can be store or not by internal DIP switch (see T2)
- Control signals:  $\geq 5ms$  (Reset, Gate)
- Control type: Contact/No-voltage input(NPN)
- Input type: Contact/No-voltage input(NPN)/Voltage input(PNP) see T2
- Input level: High(logic) 4.5 to 30 VDC, Low(logic) 0 to 2.0 VDC
- External power: DC 12V/50mA(Max.) for sensor use only.
- Start timing:  $\geq 100ms$
- Reset method: Power on/External/Manual
- Cutout size: 45X45 mm
- Mounting Method: Flush mounting and screw terminals
- Weight: Approx. 130g
- Ambient temperature: Operating: -10~55°C (with no icing or condensation)  
Storage: -25~65°C (with no icing or condensation)
- Ambient humidity: 35~85% RH

### ■ Nomenclature



### ■ Terminal Arrangement



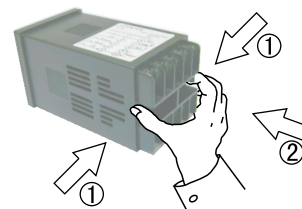
### ■ Setting operation (T1)

UP Mode	X1	Present Value X1	From 0 to Setting Value
	X10	Present Value X10	
	X100	Present Value X100	
DOWN Mode	X1	Present Value X1	From Setting Value to 0
	X10	Present Value X10	
	X100	Present Value X100	

- Press the "+" or "-" button of panel to change the setting value
- When the value is changed, operate the new setting value after reset

### ■ DIP Switch Setting(Inner)

If need change the setting, please refer to the following step



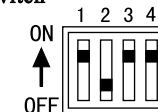
### Disassembly of case(Ensure the power is turned off)

- 1/ Press two button in ① direction
- 2/ Push the part out of case in ② direction
- 3/ Setting the DIP switch according your need
- 4/ After setting, insert the part in ② opposite direction

### DIP Switch Setting (T2)

Position	1	2	3	4
Function	NPN	PNP	Data Storage	Input Speed
ON	●		Yes	High
OFF		●	NO	Low
Factory setting	NPN		Yes	High

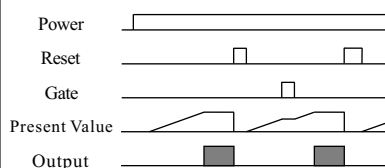
### DIP Switch



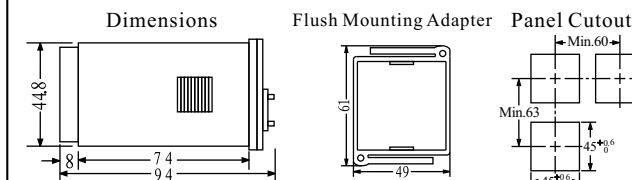
**Note:** Select switch 1 either or 2 ON position.

Set Low when the signal speed under 100Hz, High is over 100Hz to 5KHz

### ■ Operation Charts



### ■ Dimensions with Flush Mounting Adapter



※All units are in millimeters unless otherwise indicated.  
※Flush mounting adapter: YX-Y1 (Provided)

### ■ Precautions

- Separate the input signal cables from the power line.
- Short connecting wire from the sensor to the product is the best, if not please using shield cable.
- Use and store the product within the ratings specified for temperature and humidity
- The period of power off to on must be over 1 s, Suggestion use terminal for reset

※Specifications and design subject to modifications without notice

**SESTOS (H.K.) ELECTRONICS CO.**

<http://www.sestos-hk.com>

E-mail:[sestos@sestos-hk.com](mailto:sestos@sestos-hk.com)

MN-C1S-EN

Conseguilo en: <https://gmelectronica.com.ar> (011) 4953-0417