

# AC axial fan

sickled blades (S series)

with guard grille for full nozzle

## ebm-papst Mulfingen GmbH & Co. KG

Bachmühle 2

74673 Mulfingen

Phone: +49 7938 81-0

Fax: +49 7938 81-110

www.ebmpapst.com

info1@de.ebmpapst.com

### Nominal data

Type	S4E300-BP26-30		
Motor	M4E068-CF		
Phase		1~	1~
Nominal voltage	[V]	230	230
Frequency	[Hz]	50	60
Type of data definition		rfa	rfa
Valid for approval / standard		CE	CE
Speed	[min <sup>-1</sup> ]	1400	1630
Power input	[W]	68	92
Current draw	[A]	0,3	0.41
Motor capacitor	[µF]	2	2
Capacitor voltage	[VDB]	400	400
Max. back pressure	[Pa]	80	70
Max. ambient temperature	[°C]	60	45
Air flow	[m <sup>3</sup> /h]	1740	2040
Back pressure	[Pa]	0	0
Sound pressure level	[dB(A)]	59	63

ml = max. load · me = max. efficiency · rfa = running at free air · cs = customer specs · cu = customer unit  
Subject to alterations

# AC axial fan

sickled blades (S series)  
with guard grille for full nozzle

## Technical features

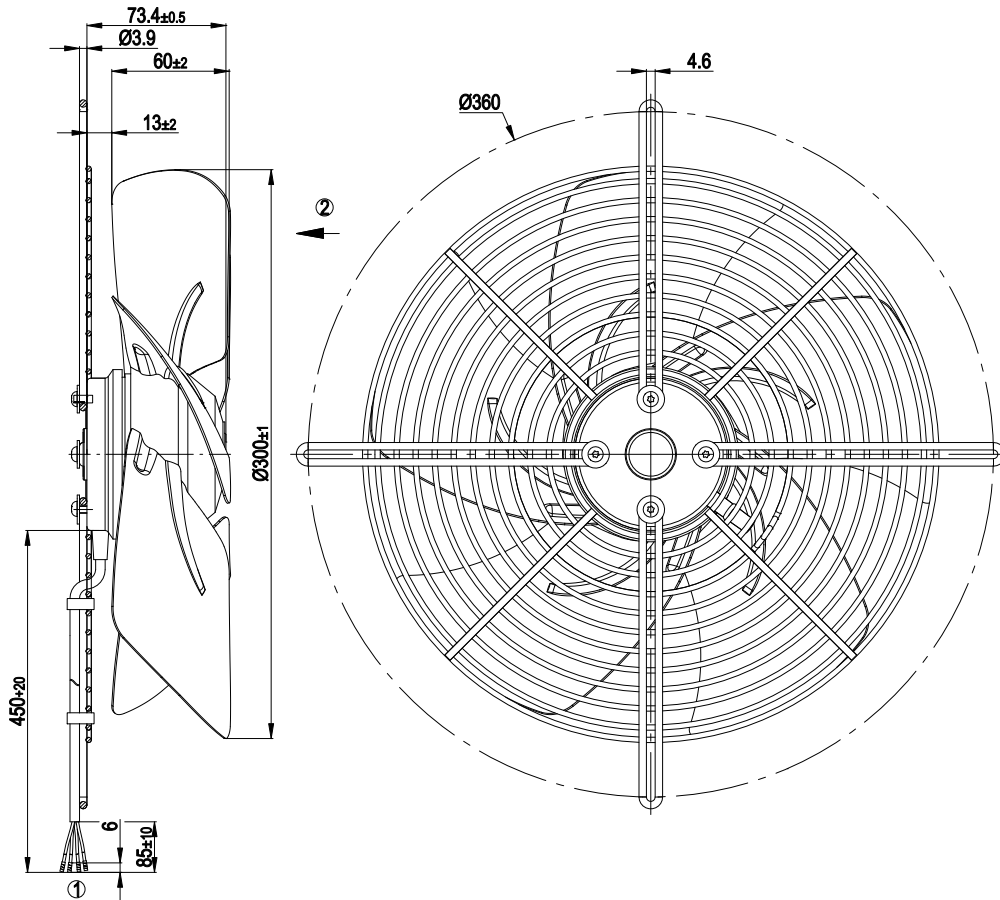
Leakage current	< 0,75 mA
Size	300 mm
Operation mode	S1
Direction of rotation	Counter-clockwise, seen on rotor
Mounting position	Shaft horizontal or rotor on bottom; rotor on top on request
Direction of air flow	"V"
Insulation class	"B"
Cable exit	Variable
Condensate discharge holes	Rotor-side
Bearing motor	Ball bearing
Mass	2.4 kg
Material of blades	Sheet steel, coated in black
Material of guard grille	Steel, phosphated and coated in black plastic
Motor protection	Thermal overload protector (TOP) wired internally
Product conforming to standard	CE; EN 60335-1
Surface of rotor	Coated in black
Number of blades	5
Type of protection	IP 44 - depending on position
Protection class	I
Max. permissible ambient motor temp. (transp./ storage)	+ 80 °C
Min. permissible ambient motor temp. (transp./storage)	- 40 °C
Approval	CCC

# AC axial fan

sickled blades (S series)

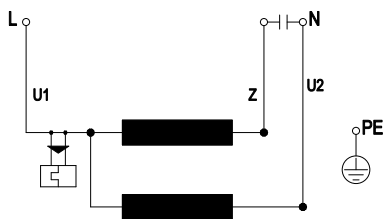
with guard grille for full nozzle

## Product drawing



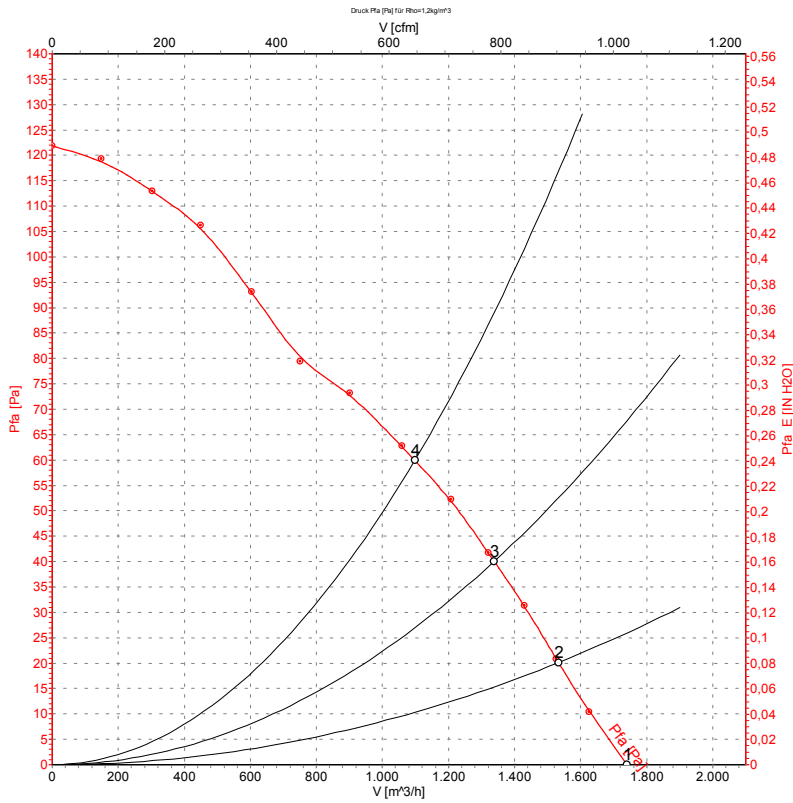
- |   |   |
|---|---|
| 1 | Connection line PVC, 4x brass lead tips crimped |
| 2 | Direction of air flow "V"                       |

## Connection screen



U1	blue	Z	brown	U2	black
PE	green/yellow				

## Charts: Air flow 50 Hz

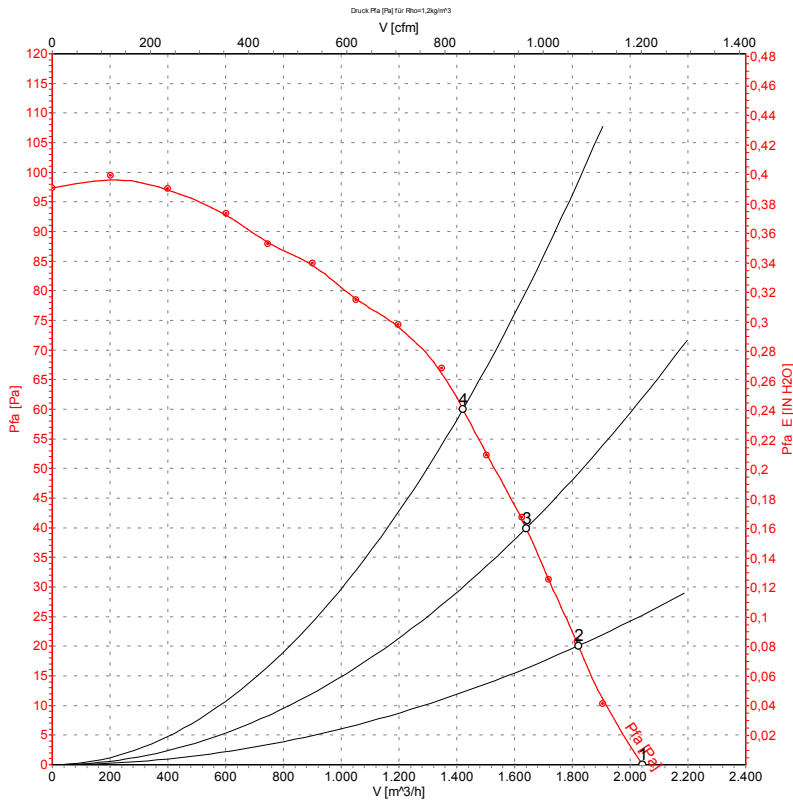


Measurement: LU-60321

## Measured values

	U	f	n	P <sub>1</sub>	I	Ṃ	P <sub>fa</sub>
	[V]	[Hz]	[min <sup>-1</sup> ]	[W]	[A]	[m³/h]	[Pa]
1	230	50	1400	68	0.30	1740	0
2	230	50	1395	70	0.32	1535	20
3	230	50	1380	74	0.33	1340	40
4	230	50	1355	79	0.35	1100	60

Charts: Air flow 60 Hz



Measurement: LU-60322

Measured values

	U	f	n	P <sub>1</sub>	I	$\hat{V}$	P <sub>fa</sub>
	[V]	[Hz]	[min <sup>-1</sup> ]	[W]	[A]	[m <sup>3</sup> /h]	[Pa]
1	230	60	1630	92	0.41	2045	0
2	230	60	1610	96	0.42	1820	20
3	230	60	1585	99	0.43	1640	40
4	230	60	1555	103	0.45	1420	60